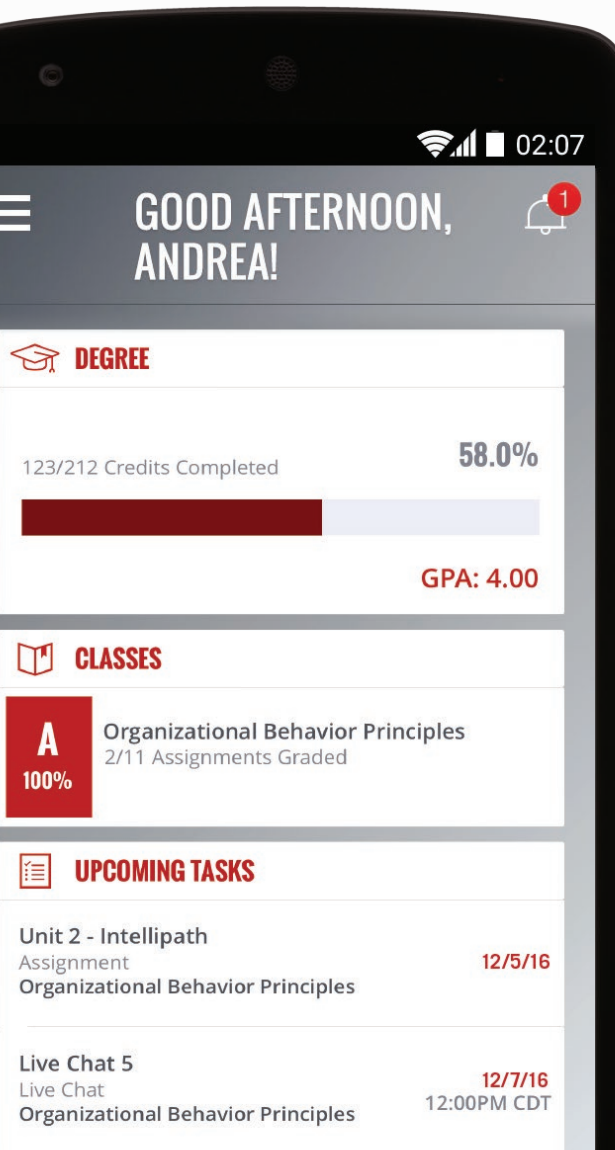


# CTU MOBILE APP QUICK START GUIDE



**ACCESS** After your first login with your Virtual Campus/My Campus student username and password, you'll use Touch ID to log in on your device with just a touch of your finger or a 4-digit passcode. Please grant permission for CTU Mobile to send push notifications to your device.

**HOME** Home is truly where the heart is — and Home is the heart of CTU Mobile. Here you can access everything the app has to offer. CTU Mobile makes use of your device's native functionality for tapping, swiping, and much more. As a student, you are naturally inquisitive. Explore the app and all it has to offer!

**NOTIFICATIONS** Life is already too busy. Let CTU Mobile help you keep up with your assignments and other tasks. When you're not logged in, important notifications will appear on your device screen. When you are logged in, a school bell will keep track of new notifications in the upper right corner of the Home view and on the app icon on your device screen outside the app. You'll never miss an assignment due date again with a Tasks reminder center on the Home view or accessed in the navigation ribbon along the bottom of the screen (Apple users only) or swiping the Home screen to the right (Android users only). Dismiss and restore your tasks with ease — it's as simple as the tap and swipe of a finger! Add reminders to your device's calendar easily from within CTU Mobile.

**CLASS** We've designed CTU Mobile to take the worry out of finding your virtual classroom on the first day. Access your classroom by tapping Class in the navigation ribbon along the bottom of the screen (Apple users only) or swiping the Home screen to the right (Android users only).

**COURSE MATERIALS** Access to e-textbooks, Meetings, Live Chats, and more can be found in each Class. Simply tap on the desired course and your materials are at your fingertips.

**ASSIGNMENTS** Write, post, and reply to Discussion Boards wherever you and CTU Mobile go. Complete intellipath™ assignments or upload Individual Projects during your commute (if you're not the designated driver, please) or waiting for the laundry to dry. Participate in Live Chats you might have missed in the past because now you have CTU Mobile on your device. Or listen to Live Chat archives when you have the time.

**GRADES** Showing off your GPA or the great grade you received is easier than ever. Course summaries can be found on the Home view or in each classroom. With enabled notifications, CTU Mobile will even let you know when a new grade is posted so you can check out your instructor's feedback!

**PROFILE** When was the last time you saw a student discount offered somewhere and you wished you had remembered to bring your CTU® Student ID? Now, with CTU Mobile on your device, your Student ID is wherever your device is: your pocket, the car, stuck in between sofa cushions, etc. What's more — you can update your profile picture as quickly as you can snap a selfie!

**CONTACTS** Have a question for your Student Success Coach? Need to check on your student account? Want to make an appointment with your course instructor? Connect with the most important CTU staff and faculty through CTU Mobile, by email, phone, or both (methods vary by contact).

**FEEDBACK** At CTU, we are committed to enabling your higher education dreams by offering accessible and innovative technology. We want to hear from you: what you love about the app and what you wish the app could do. Send your feedback directly through CTU Mobile and tell us how we're doing.

**UPLOADS** Send paperwork faster and get on with your day. For financial aid documents, transcripts and more, you can snap a photo of each page, add a comment and instantly upload the files.

**FINANCIAL AID** Wondering if your financial aid is complete? Get your overall financial aid status at-a-glance, securely complete and e-sign forms, plus upload financial aid documents right from the palm of your hand.

# CTU MOBILE: ACCESSING YOUR CLASSES & ASSIGNMENTS

Course work is an interactive and engaging part of every class, from interacting with instructors and classmates to expressing yourself in the assignments you complete. At CTU, you control what, where, when, and how you learn, so you're less likely to be standing still and more likely to be learning something new. With CTU Mobile, your active lifestyle is what we had in mind when designing features that make learning anywhere a rewarding experience. Here are a few commonly-followed pathways in CTU Mobile:

## DISCUSSION BOARDS



## INTELLIPATH



## INDIVIDUAL PROJECTS



## COURSE MATERIALS



## SCHEDULED LIVE CHATS\*



## ARCHIVED LIVE CHATS

To view archived Live Chats on your mobile device, a Flash-supported web browser is required. While on your mobile device, you can download a mobile browser which supports Flash – like Puffin Web Browser. <https://www.puffinbrowser.com/download>

\*The first time you access a Live Chat via CTU Mobile, select ‘Enter as Guest,’ type your first and last name, and tap the ‘Next’ button. CTU Mobile will remember you on the same device every time thereafter.

# DEVICE COMPARISON: SMARTPHONE, TABLET, LAPTOP, & DESKTOP

ACADEMICS & ENROLLMENT

Reviewing degree plan; degree process & GPA available on the home view of CTU Mobile

See Note

Uploading & reviewing my enrollment documents & transcripts

ANNOUNCEMENTS

Reading instructor announcements

Reading Virtual Campus/MyCampus Portal announcements

EMAIL, CTU STUDENT ACCOUNT





















Receiving/sending student email; mobile access available with installation via device's native email app<sup>1</sup>

See Note

STUDENT PROFILE

Accessing & displaying student ID

Update student profile picture

CLASS		   			
Adding reminders to your mobile device's native calendar for assignment & task due dates					
Checking for notifications about replies to my Discussion Board posts					
Checking grades and GPA					
Completing intellipath™ assignments					
Getting reminders about assignments & tasks					
Reading e-text books & accessing the bookshelf					
Reading instructor feedback on assignments					
Submitting work for an originality score					
Uploading Individual Project files <sup>2</sup>					
Viewing a student roster for my course					
Viewing M.U.S.E. content; limited content viewable through CTU Mobile		See Note <sup>3</sup>			
Viewing & participating in Live Chat sessions <sup>4</sup>					
Reading, writing, or replying to Discussion Board posts <sup>5</sup>					
Watching Live Chat archives <sup>5</sup>					

<sup>1</sup> Step-by-step instructions for installing access to CTU student email on a mobile device are available at <http://www.coloradotech.edu/resources/blogs/students/email-account-howto>

<sup>2</sup> Requires access to Google Drive or Microsoft OneDrive (available online at no cost)

<sup>3</sup> Some M.U.S.E content may not be viewable on a mobile device

<sup>4</sup> Requires installation of Adobe Connect Mobile when used with the CTU Mobile app (available at no cost; access through CTU Mobile)

<sup>5</sup> Requires installation of a mobile web browser such as Puffin when used with the CTU Mobile app (available at no cost)

# DEVICE COMPARISON: SMARTPHONE, TABLET, LAPTOP, & DESKTOP

RESOURCES		☐	☐	☐	☐
Accessing the Online Library, Learning Center, & the Virtual Commons; mobile access available outside of app <sup>6</sup>	See Note				
Finding & connecting by email and/or phone with key university departments, staff, & faculty					
Contacting Alumni Services regarding graduation and transcripts					
Online student & faculty Directories					
Providing feedback & suggestions about CTU Mobile					
Smarthinking					
Tech Support					
Updating student profile					

TUITION & FINANCIAL AID		☐	☐	☐	☐
Reviewing student account & making payments					
Uploading & reviewing financial aid documents					



<sup>6</sup> For mobile access, login to Virtual Campus/MyCampus Portal on device's mobile web browser at <http://studentlogin.coloradotech.edu>

Functionality and accessibility of CTU Mobile and other third-party applications subject to change without notice. "Puffin" is a registered trademark of Cloudmosa, Inc. CTU makes no warranties or guarantees as to the functionality or accessibility of this app now or in the future. CTU Mobile is an app available at no cost to CTU students enrolled in online degree programs. It is not meant to replace use of or access to the CTU Virtual Campus/MyCampus Portal or Virtual Classroom via a laptop or desktop computer. CTU students are accountable for meeting all course obligations regardless of the availability of the CTU Mobile app. ©2016 Colorado Technical University. All rights reserved. 4435 N. Chestnut Street, Colorado Springs, CO 80907 CTU cannot guarantee employment or salary. Find employment rates, financial obligations and other disclosures at [www.coloradotech.edu/disclosures](http://www.coloradotech.edu/disclosures). Financial aid is available for those who qualify. 852-1139383 1077197 12/16